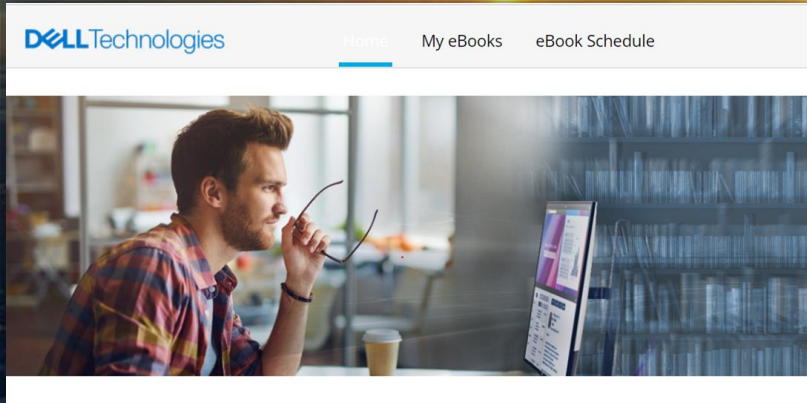


# Welcome to the Dell Technologies eBooks Platform

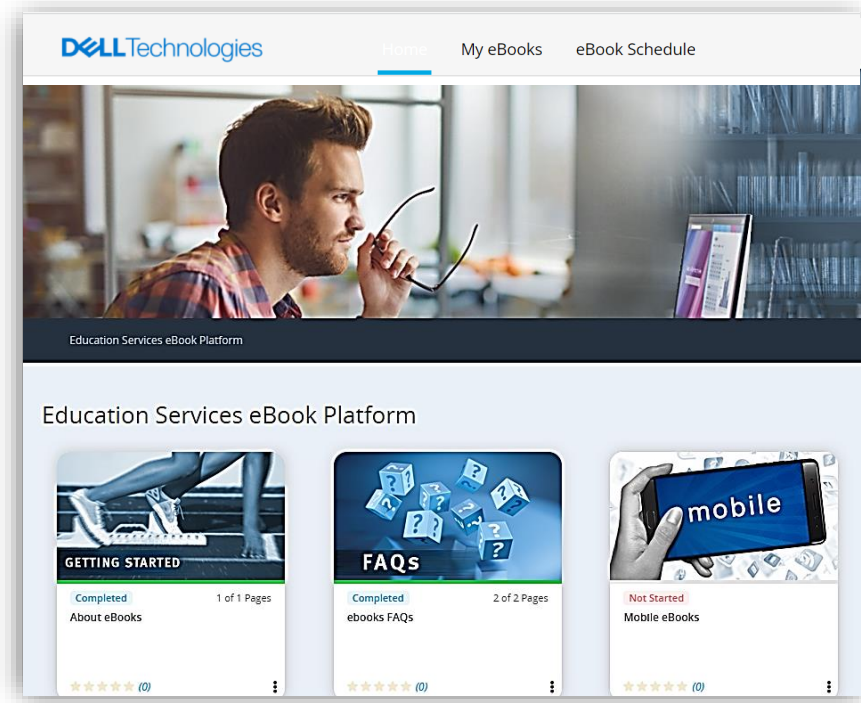


**DELL**Technologies

# Welcome to the Dell Technologies eBooks Platform!

The Dell Technologies eBooks platform is designed to provide the ebooks you need for your Education Services classes.

This document will walk you through the interface and explain its features.



# Email Notification of Your Upcoming Class

- You will receive an email from Dell Technologies Education Services ([DellLearning@raven360.com](mailto:DellLearning@raven360.com)) with a link to access your ebooks three days prior to the start of your class.

Click the blue box 'Access your eBook' in the email to log into the ebooks platform.

- You can also access the ebooks platform directly.  
[Bookmark the URL to access your ebooks anytime:](https://cloud.contentraven.com/dell-emc/)  
<https://cloud.contentraven.com/dell-emc/>

**SAMPLE EMAIL NOTIFICATION**  
日本語 | 한국어 | 中文 | Español | Português | Français | Deutsch | Українська

Your eBook for Testclass feb22 @ Feb 22 2023 3:30AM is ready.

[Access your eBook](#)

**Hello testfeb22-3,**  
**DO NOT REPLY – this mailbox is not being monitored.**

We're looking forward to your participation in Testclass feb22 @ Feb 22 2023 3:30AM. Please review the course materials prior to your attendance.

- Once you're on the eBook platform. Click the highlighted class to open a detailed view.
- Click the Class Contents tab, then click the View link found in the Action column.

**Thank you for choosing Dell Technologies.**

Find answers at [Dell Technologies Education Services support overview](#).

When you associate your educational account with your employer or an entity for which you work, any course completion status, including exam or assessment results, may be shared with your employer or the entity for which you work. Shared data may include course completion status, your name, and email address.

[Privacy Statement](#)

This is an automated email that cannot accept replies.

Dell Technologies Inc., One Dell Way, Round Rock, Texas 78682

# Log In

- Learners use their education portal credentials to log into the ebooks platform.
- Customers and partners will be taken to the Dell login page and prompted to login using their Dell Technologies Education Services account credentials.
- Dell internals will be prompted to use their network credentials and RSA token (if they are off the network), as they do with other Dell platforms.

# eBook Schedule - Calendar View

- The **eBook Schedule** view shown here appears.
- The classes you're enrolled to attend are displayed in a **Calendar View**.
- Click the **Info button** in the calendar view to open the slide out window.
- The **slide out** window on the right shows a **detailed view** of the upcoming class.
- *Click the **View button** in the class detail slide out to access the ebooks.*

Class Details – Slide out window

Click Info to open the slide out window

Info

Completed

Info

Not Started

Info

Not Started

Manage Class

VxRail Appliance Administration - Virtual Classroom

Live Online  
February 10, 2021 - February 10, 2021

Delivery: Virtual

Virtual Class Details

ID	Date	Action
NA	February 10, 2021 @ 9:00am - 5:00pm	NA

Class Content Available: 02/03/2021

Name	Type	Action
VxRail Appliance Administration - Participant Guide v4.7.300	PDF	View
VxRail Appliance Administration Lab Guide_Participant_v4.0.1	PDF	View

View ebooks

# eBook Schedule - List View

In addition to the calendar view, there is also a [List View](#) you may choose to view your upcoming classes.

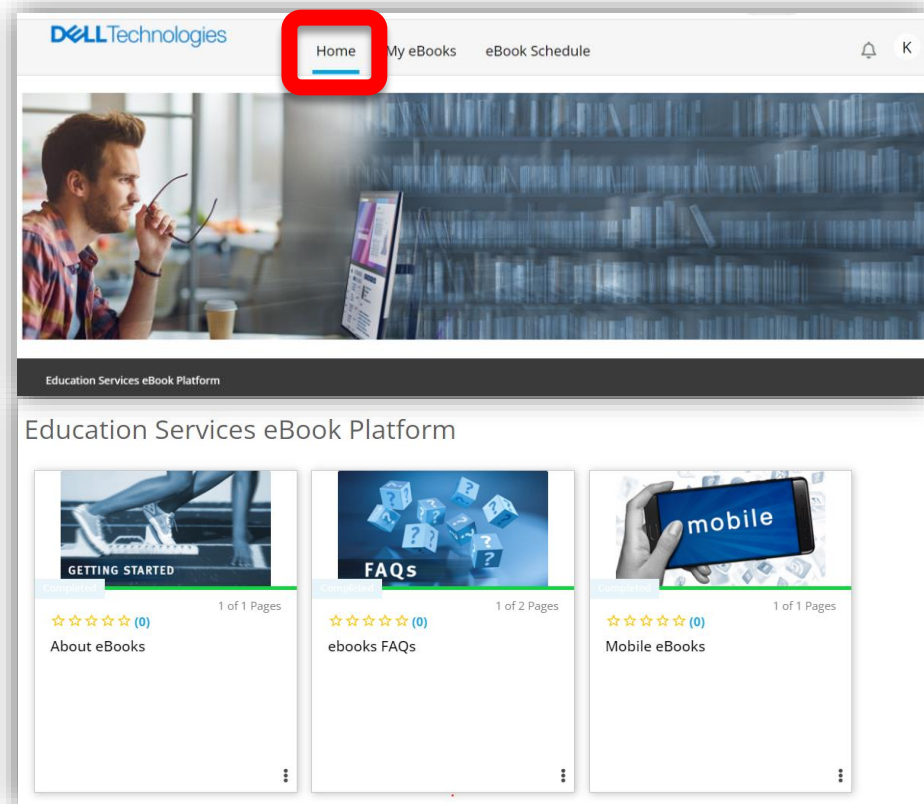
The screenshot displays the 'eBook Schedule' page on the Dell Technologies platform. The navigation bar includes 'Home', 'My eBooks', and 'eBook Schedule'. A 'Today' button and navigation arrows are present. The current month is 'March 2023'. A class titled 'ECS Implementation' is scheduled for 'February 27 - March 31' from '9:00am - 5:00pm'. The status is 'In Progress'. Two callout boxes with red borders and lines point to the 'List View' and 'Calendar View' buttons in the top right corner of the main content area.

# Menu Options – Home tab

You can use the tabs at the top of the page to access additional view options.

In the **Home page** you can access some additional resources to help you use the platform:

- About eBooks guide
- eBooks FAQs
- Mobile eBooks
- 



# Menu Options – My eBooks

The **My eBooks page** gives you quick access to all the ebooks for any of the classes you've attended over the past year, as well as the class you are currently enrolled in.

You can view the ebooks in either a Grid View or List View

The screenshot displays the 'My eBooks' page interface. At the top, the navigation bar includes 'Home', 'My eBooks' (highlighted with a red box), and 'Book Schedule'. Below the navigation, the page title 'My eBooks' is followed by a sub-section 'EBOOK'. A search bar and a 'Hide Completed' checkbox are present. The main content area shows a list of eBooks. The first eBook is 'ECS Implementation', which is 'In progress' and has a 'View Content' button. The start date is 02/27/2023 and the end date is 03/31/2023. Below the eBook title, there is a link to 'ECS Implementation Participant Guide'. On the right side of the page, there are two view toggle buttons: a list view icon (three horizontal lines) and a grid view icon (a 2x2 square grid). Both icons are circled in red. A red arrow points from the 'Grid View' label to the grid view icon, and another red arrow points from the 'List View' label to the list view icon. A third red arrow points from the 'My eBooks' menu item in the navigation bar to the main content area.



# Your Profile


You can access your **Profile** in the platform at any time to update your information:

- Click the **Profile icon** in the top right of the page to open the edit profile screen
- Here you can update your personal information and add a secondary email address.

**Dell Technologies** Home My eBooks eBook Schedule

**Profile**

PROFILE



First Name \*

Last Name

Company \*

Username \*

Primary Email \*

Secondary Email

I agree with the processing of my personal data in accordance with the Privacy Policy

**Your Profile**

# Thank you for choosing Dell Technologies.



Questions?

[Find answers at Dell Technologies Education Services support overview.](#)

**DELL**Technologies