

Dell Learning Hub

Purchase Tutorial For Channel Partners

DELLTechnologies

Dell Learning Hub For Channel Partners



1 - SELECT

- Choose the appropriate Dell Learning Hub Plan for your organization from the available plans.
- Already have Training Credits available? Go to Step 2 - Activate.
- Need to purchase Training Credits? Please contact your **Education Services Channel Manager**.



2 - ACTIVATE

- Redeem your Training Credits and activate your selected Dell Learning Hub Plan by submitting a request & questions to: **Online Education Support**
- Click “Registration & Purchasing” and set Request Type to: *I would like to activate training purchased by my company.*
- Include your Sales Order (SO) number and indicate selected Dell Learning Hub Plan in the description field of the request.
- Click Submit to complete request.



3 - ACCESS

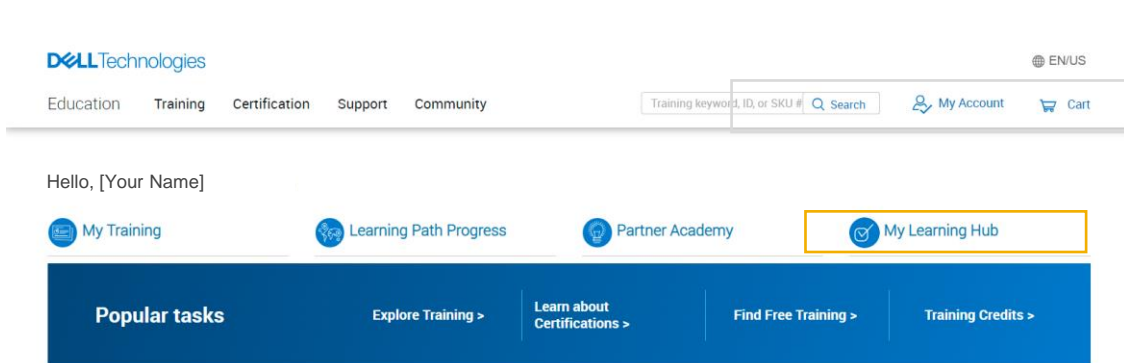
- Once you receive the welcome message from our support team, you are ready to access your Dell Learning Hub Plan.
- Sign in at: **<https://education.dellemc.com>**
- Proceed to **My Learning Hub**

Dell Learning Hub Partner Experience

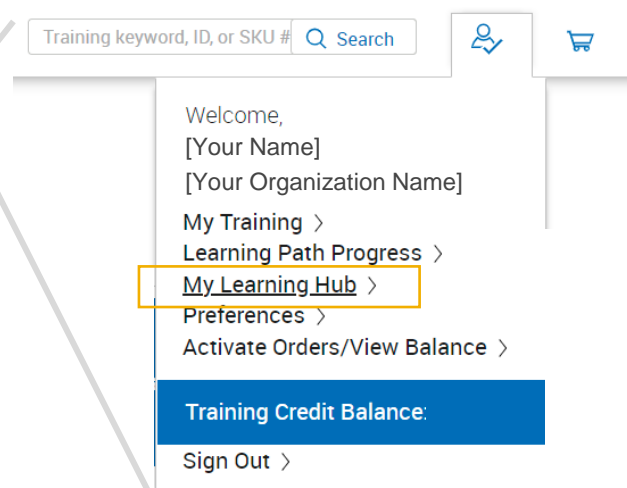
2 ways to access 'My Learning Hub'

After signing into Education Services portal...

1 Use the prominently displayed link:



2 Use the My Account menu:



Note: The My Learning Hub access link will only appear after subscription activation. When the subscription expires, the link disappears.

Dell Learning Hub Quick Start: Tiles at-a-glance

The screenshot shows the Dell Learning Hub interface. At the top, there's a navigation bar with 'Dell Technologies' and links for Education, Training, Certification, Support, and Community. Below that is a 'WELCOME TO LEARNING HUB' banner. The main content area features 10 numbered tiles, each with a 'Learn More' button. The tiles are: 1. COLLECTION, 2. SERVICE DELIVERY ENABLEMENT MATRIX, 3. PARTNER PROGRAM ACCEPTED CERTIFICATIONS, 4. CERTIFICATION EXAM PREPARATION, 5. TECH EXCHANGE LIVE, 6. PROVEN PROFESSIONAL PROGRAM RESOURCES, 7. PROVEN PROFESSIONAL LEARNING FRAMEWORK, 8. FIND PRACTICE EXAMS, 9. SCHEDULE YOUR EXAM, and 10. CONNECT WITH LEARNING COMMUNITY. At the bottom, there are links for 'Need Help?', 'FAQ', and 'Download Course Catalog'.

Layout is consistent across all plans*

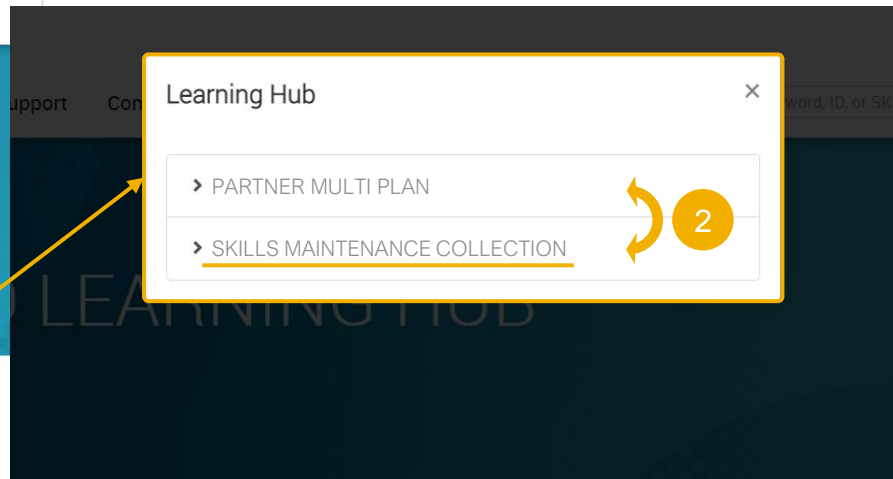
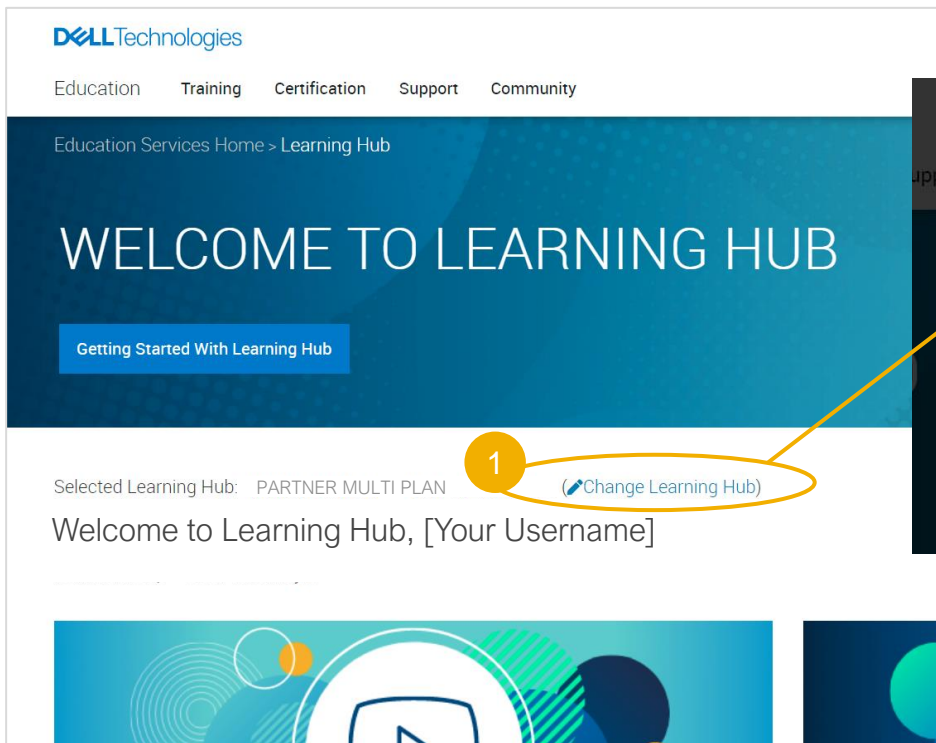
#	Tiles / Components	Single	Multi	Multi+	Team
1	COLLECTION / EXPLORE YOUR TRAINING			X	
2	SERVICES DELIVERY ENABLEMENT MATRIX			X	
3	PARTNER PROGRAM ACCEPTED CERTIFICATIONS			X	
4	CERTIFICATION EXAM PREPARATION			X	
5	TECH EXCHANGE LIVE			X	
6	PROVEN PROFESSIONAL CERTIFICATION RESOURCES			X	
7	PROVEN PROFESSIONAL LEARNING FRAMEWORK			X	
8	FIND PRACTICE EXAMS			X	
9	SCHEDULE YOUR EXAM			X	
10	CONNECT WITH LEARNING COMMUNITY			X	

All plans will include access to Skills Maintenance course collection

Click on the component to learn more. ↑

* Partners with prior ODLC access may see reduced number of tiles at the time of Learning Hub offer launch

Accessing Skills Maintenance Course Collection



Toggle between two Learning Hub layouts

Tile / Component Details



1. Explore Your Training

- Access a collection of competency-aligned packages, on-demand courses, and labs.
 - Depending on your subscription plan, access is regulated per learner or per team basis. (e.g. One registration for Single Plan, 50 registrations for Team Plan.)




2. Services Enablement Matrix

- A guide to understanding the requirements for becoming enabled to deliver services on eligible products in the Dell Technologies portfolio.

[Back to tiles](#)

Tile / Component Details



3. Partner Program Accepted Certifications

- For Technology Architect (TA), Cloud Architect (CA) and Systems Administrator (SA)
- Find a list of approved certifications including level and version details

4. Proven Professional Certification Exam Preparation

- Discover more about select Proven Professional certification exams directly from the experts through a collection of recorded exam review sessions

5. Tech Exchange Live

- Continue your professional development through an interactive, live learning program featuring live chat with our experts

6. Proven Professional Certification Resources

- Leverage the Dell Technologies Proven Professional certification program to realize your full potential. Follow the recommended steps to obtain your next certification credential

[Back to tiles](#)

Tile / Component Details



7. Proven Professional Learning Framework

- Use this guide and a simple 3-step process to access all the information you need to become a Dell Technologies Proven Professional

8. Find Practice Exams

- Filter the exam list by track, level, product/technology, then review exam description, access practice test to gauge your preparedness

9. Schedule Your Exam

- Go to Pearson VUE website to schedule your next Proven Professional exam. Take advantage of OnVue report testing where available. Apply your exam voucher

10. Connect on the Learning Community

- Discuss emerging technologies, learn about our training and certifications, share best practices and collaborate with like-minded community members

[Back to tiles](#)

DELLTechnologies